

Accommodation in Eastern WA - Not Spokane

2055 L Street, NW
Washington, D.C., District of Columbia 20036

Contents

What is Lightcast Data?	1
Report Parameters	2
Workforce Map	3
Executive Summary	4
Supply (Jobs)	5
Demographic Details	7
Demand	9
What skills are they posting for?	19
Appendix A (Geographies)	21

What is Lightcast Data?

Lightcast data is a hybrid dataset derived from official government sources such as the US Census Bureau, Bureau of Economic Analysis, and Bureau of Labor Statistics. Leveraging the unique strengths of each source, our data modeling team creates an authoritative dataset that captures more than 99% of all workers in the United States. This core offering is then enriched with data from online social profiles, resumés, and job postings to give you a complete view of the workforce.

Lightcast data is frequently cited in major publications such as *The Atlantic*, *Forbes*, *Harvard Business Review*, *The New York Times*, *The Wall Street Journal*, and *USA Today*.



Report Parameters

1 Industry

721 Accommodation

19 Counties

53001 Adams County, WA

53003 Asotin County, WA

53005 Benton County, WA

53007 Chelan County, WA

53013 Columbia County, WA

53017 Douglas County, WA

53019 Ferry County, WA

53021 Franklin County, WA

53023 Garfield County, WA

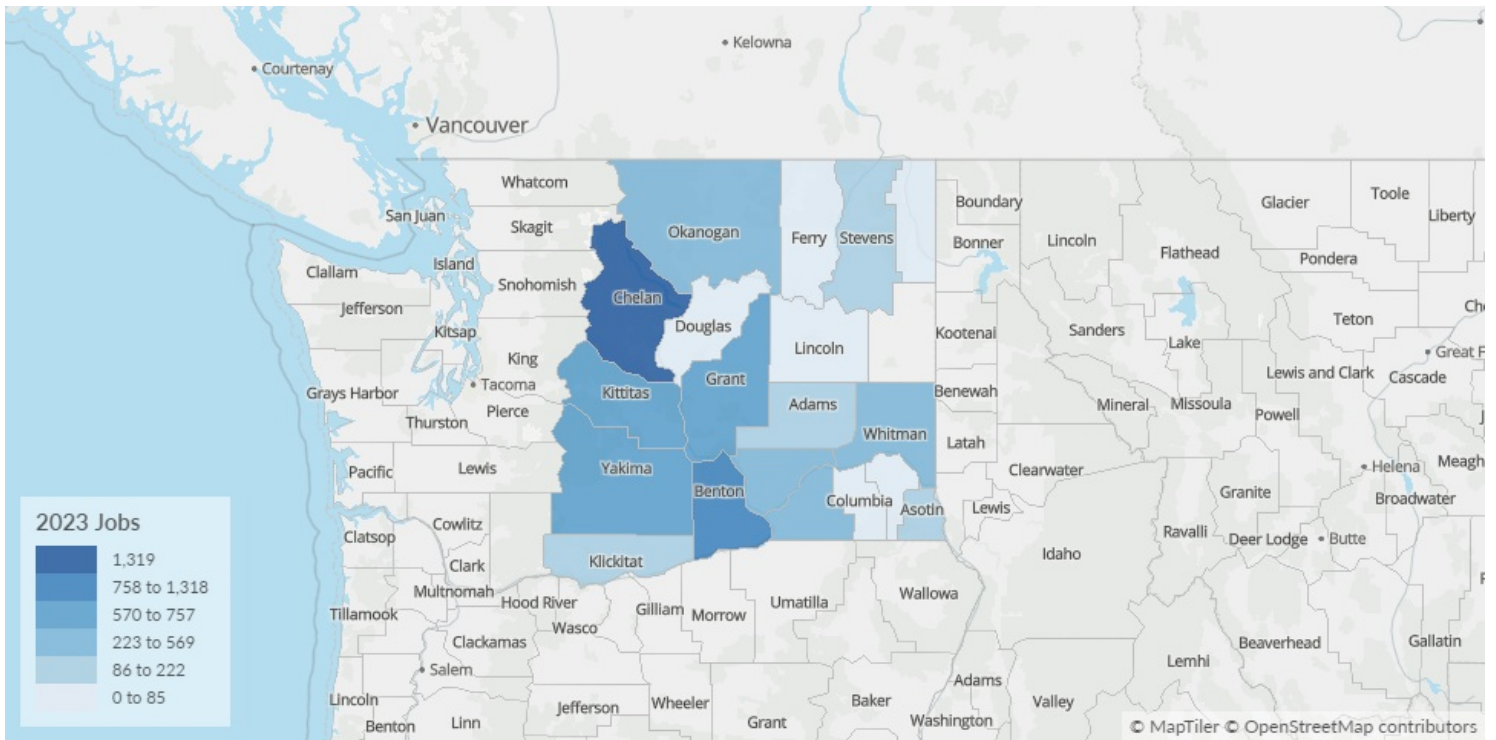
See Appendix A for all 19 Counties

Class of Worker

QCEW Employees

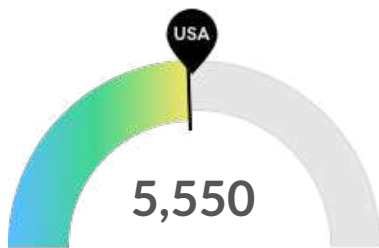
The information in this report pertains to the chosen industry and geographical areas.

Workforce Map



Executive Summary

Light Hiring Competition Over an Average Supply of Regional Talent



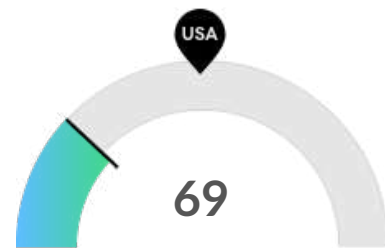
Supply (Jobs)

Your area is about average for this kind of talent. The national average for an area this size is 5,726* employees, while there are 5,550 here.



Earnings Per Job

Earnings per job are below the national average. The national average salary for Accommodation in an area this size is \$46,958, while in your area it is \$35,923. Earnings per jobs is the total industry earnings divided by the number of jobs in the industry.



Demand (Job Postings)

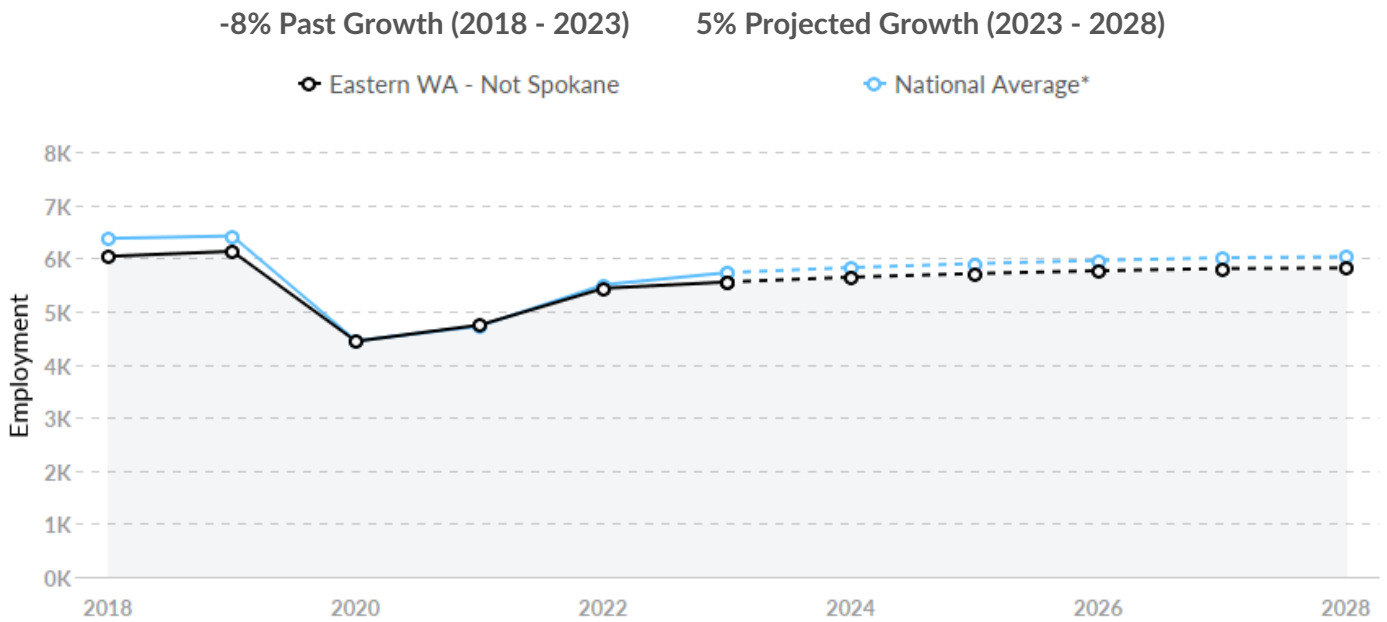
Competition from online job postings is low in your area. The national average for an area this size is 176* job postings/mo, while there are 69 here.

*National average values are derived by taking the national value for Accommodation and scaling it down to account for the difference in overall workforce size between the nation and your area. In other words, the values represent the national average adjusted for region size.

Supply (Jobs)

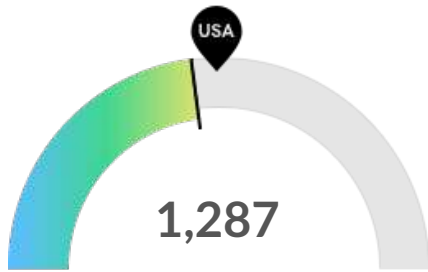
Supply Is About Equal to the National Average

The regional vs. national average employment helps you understand if the supply of Accommodation is a strength or weakness for your area, and how it is changing relative to the nation. An average area of this size would have 5,726* employees, while there are 5,550 here. The gap between expected and actual employment is expected to increase over the next 5 years.



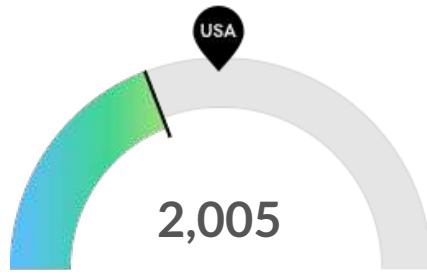
*National average values are derived by taking the national value for Accommodation and scaling it down to account for the difference in overall workforce size between the nation and your area. In other words, the values represent the national average adjusted for region size.

Retirement Risk Is Low, While Overall Diversity Is About Average



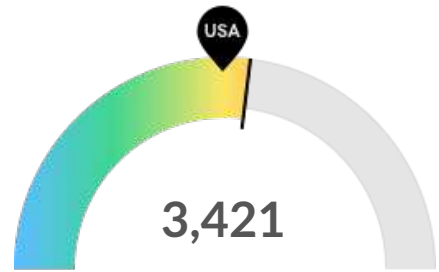
Retiring Soon

Retirement risk is low in your area. The national average for an area this size is 1,456* employees 55 or older, while there are 1,287 here.



Racial Diversity

Racial diversity is low in your area. The national average for an area this size is 2,880* racially diverse employees, while there are 2,005 here.



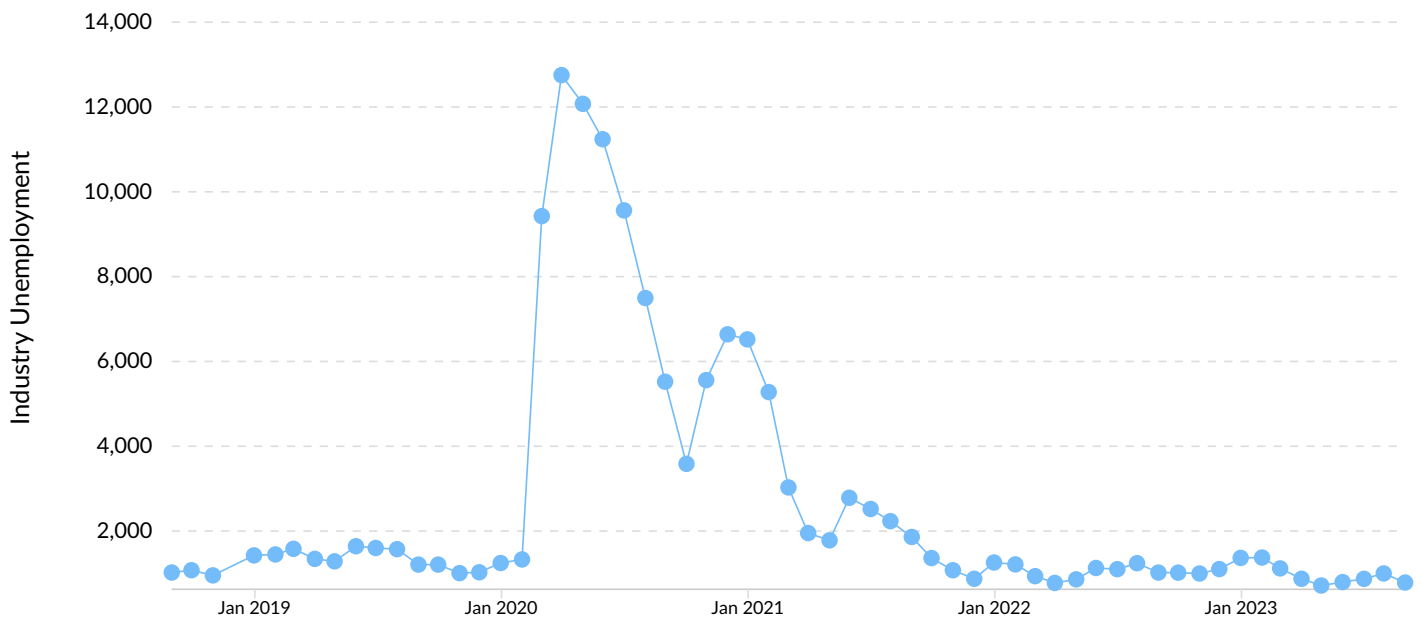
Gender Diversity

Gender diversity is high in your area. The national average for an area this size is 3,063* female employees, while there are 3,421 here.

*National average values are derived by taking the national value for Accommodation and scaling it down to account for the difference in overall workforce size between the nation and your area. In other words, the values represent the national average adjusted for region size.

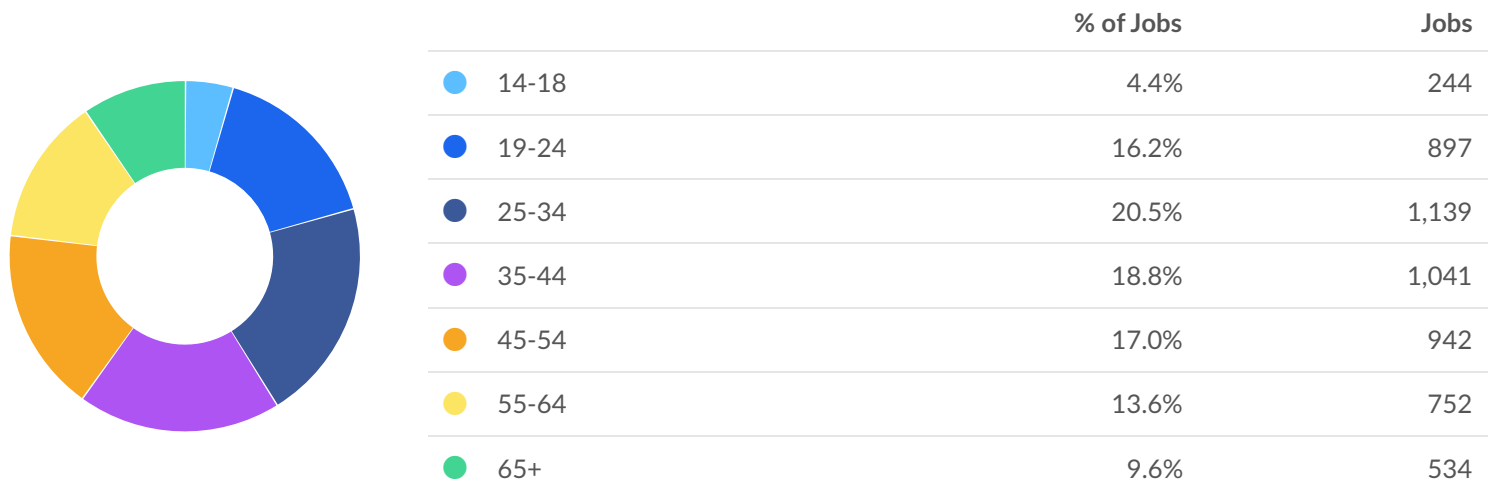
Unemployment Rate Trends

Unemployment shown at the 2-digit sector level.

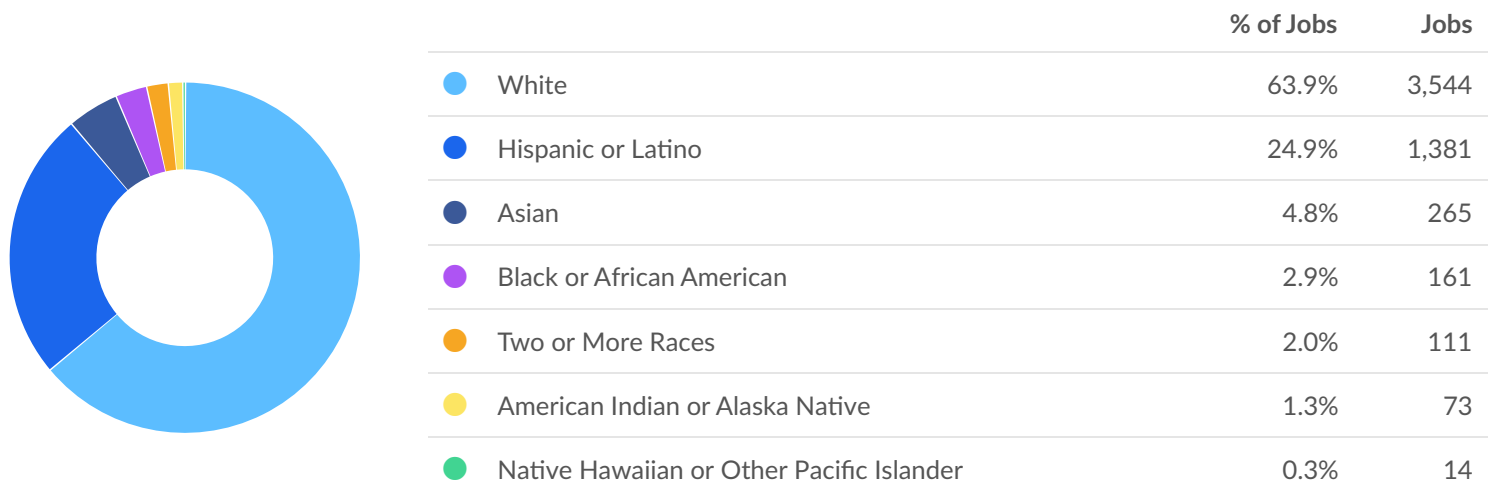


Demographic Details

Industry Age Breakdown



Industry Race/Ethnicity Breakdown

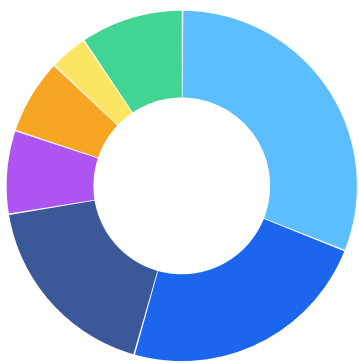


Industry Gender Breakdown



	% of Jobs	Jobs
Males	38.4%	2,128
Females	61.6%	3,421

Most Jobs are Found in the Building and Grounds Cleaning and Maintenance Occupations Industry Sector



Occupation	% of Industry in Occupation (2023)
Building and Grounds Cleaning and Maintenance Occupations	30.9%
Office and Administrative Support Occupations	23.4%
Food Preparation and Serving Related Occupations	18.0%
Installation, Maintenance, and Repair Occupations	7.7%
Management Occupations	6.9%
Personal Care and Service Occupations	3.5%
Other	9.5%

Demand



48 Employers Competing

All employers in the region who posted for this job over the last 12 months.



831 Unique Job Postings

The number of unique postings for this job over the last 12 months.



30 Day Median Duration

Posting duration is 1 day longer than what's typical in the region.

Top Companies	Unique Postings
Columbia Hospitality	216
Marriott International	99
Boyne Resorts	95
Guest Services	83
Ritz-Carlton	64

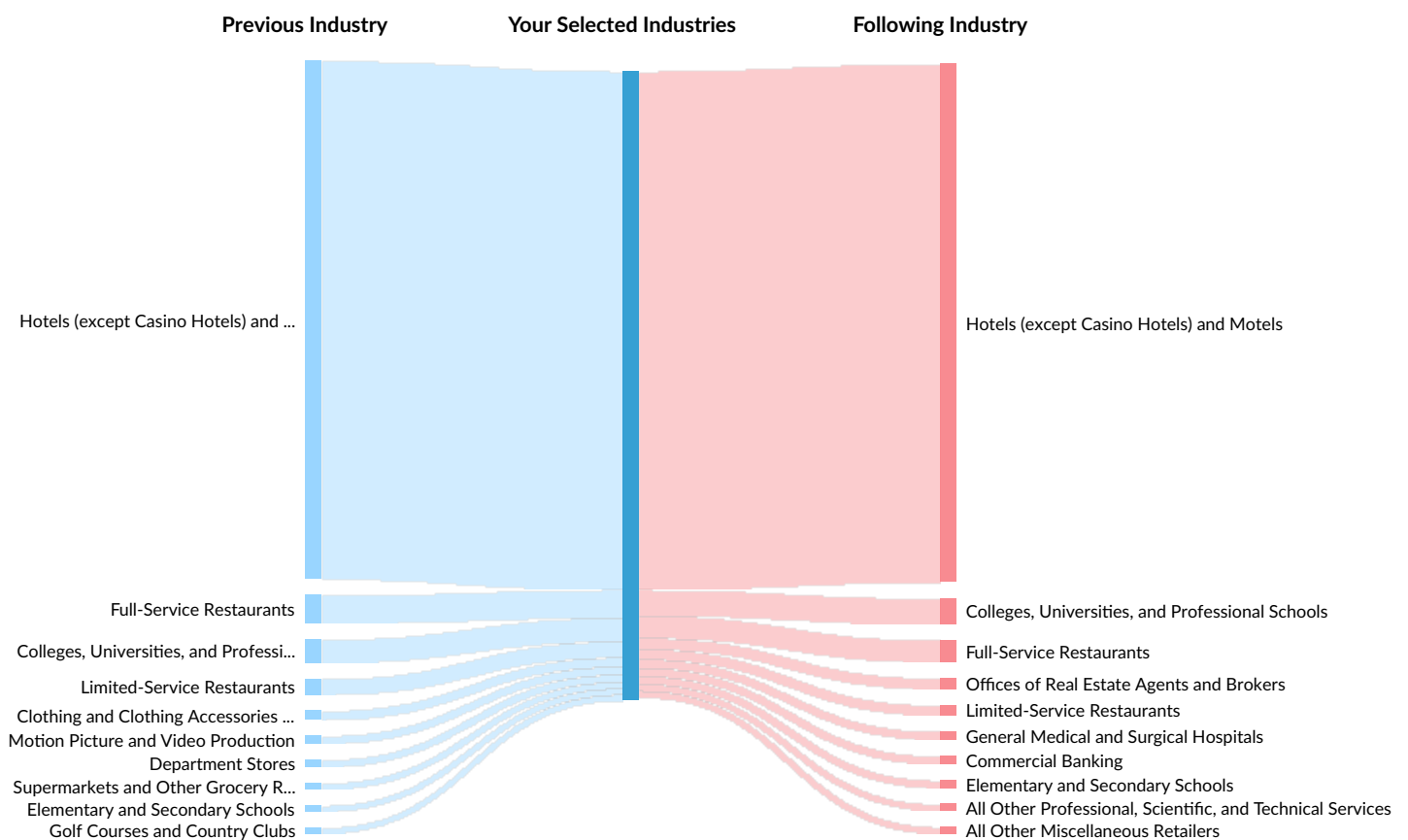
Top Job Titles	Unique Postings
Housekeepers	40
Guest Room Attendants	16
Bartenders	11
Front Desk Agents	11
Lodge Managers	11

Industry Gain and Drain

The table below analyzes the profiles of current and past people in your selected industries. The left column shows job transitions from other industries to your selected industries. The right column shows job transitions from your selected industries to other industries.

Please note, results are only available at the national level and the 6-digit NAICS level. Also your selection has been limited to 100 industries.

The following represents the job transitions of employees in your selected industries in the United States:



Previous Industries	Transitions
Hotels (except Casino Hotels) and Motels	243,798
Full-Service Restaurants	13,255
Colleges, Universities, and Professional Schools	11,052
Limited-Service Restaurants	7,520

Previous Industries	Transitions
Clothing and Clothing Accessories Retailers	4,309
Motion Picture and Video Production	3,742
Department Stores	3,446
Supermarkets and Other Grocery Retailers (except Convenience Retailers)	3,025
Elementary and Secondary Schools	2,904
Golf Courses and Country Clubs	2,874
Offices of Real Estate Agents and Brokers	2,743
Fitness and Recreational Sports Centers	2,653
Commercial Banking	2,349
Convention and Trade Show Organizers	2,225
Office Administrative Services	2,146
All Other Professional, Scientific, and Technical Services	2,104
General Medical and Surgical Hospitals	2,072
Casino Hotels	1,920
Residential Property Managers	1,915
Bed-and-Breakfast Inns	1,871
All Other Miscellaneous Retailers	1,853
Administrative Management and General Management Consulting Services	1,828
Insurance Agencies and Brokerages	1,824
National Security	1,815
Employment Placement Agencies	1,786
Offices of Physicians (except Mental Health Specialists)	1,670
All Other Traveler Accommodation	1,606
Other Management Consulting Services	1,573
Custom Computer Programming Services	1,560

Previous Industries	Transitions
Food Service Contractors	1,535
New Housing For-Sale Builders	1,510
Other Activities Related to Real Estate	1,485
Software Publishers	1,484
All Other Personal Services	1,461
Lessors of Residential Buildings and Dwellings	1,369
Warehouse Clubs and Supercenters	1,351
Commercial and Institutional Building Construction	1,295
Amusement and Theme Parks	1,183
Offices of Lawyers	1,160
Computer Systems Design Services	1,129
Junior Colleges	1,099
Drinking Places (Alcoholic Beverages)	1,099
Temporary Help Services	1,069
Child Care Services	1,061
Couriers and Express Delivery Services	1,039
Wireless Telecommunications Carriers (except Satellite)	1,028
Assisted Living Facilities for the Elderly	1,001
Offices of Certified Public Accountants	996
Nonresidential Property Managers	996
Marketing Consulting Services	994
Computing Infrastructure Providers, Data Processing, Web Hosting, and Related Services	987
Electronics and Appliance Retailers	966
Child and Youth Services	925
Scheduled Passenger Air Transportation	906

Previous Industries	Transitions
All Other Amusement and Recreation Industries	882
Pharmacies and Drug Retailers	877
Engineering Services	874
Other Computer Related Services	874
Lessors of Nonresidential Buildings (except Miniwarehouses)	835
Cosmetics, Beauty Supplies, and Perfume Retailers	831
Travel Agencies	830
Sporting Goods Retailers	825
Hardware Retailers	823
Janitorial Services	805
Other General Government Support	795
Home Health Care Services	794
Security Guards and Patrol Services	791
Religious Organizations	785
Nursing Care Facilities (Skilled Nursing Facilities)	783
Advertising Agencies	778
Snack and Nonalcoholic Beverage Bars	758
Skiing Facilities	728
Portfolio Management and Investment Advice	694
All Other General Merchandise Retailers	692
Financial Transactions Processing, Reserve, and Clearinghouse Activities	673
Beauty Salons	656
Educational Support Services	653
Electrical Contractors and Other Wiring Installation Contractors	622
Convenience Retailers	622

Previous Industries	Transitions
Caterers	622
Gasoline Stations with Convenience Stores	618
Direct Property and Casualty Insurance Carriers	611
Civic and Social Organizations	594
All Other Support Services	569
Other Individual and Family Services	567
All Other Home Furnishings Retailers	559
Telemarketing Bureaus and Other Contact Centers	556
Promoters of Performing Arts, Sports, and Similar Events with Facilities	553
Direct Health and Medical Insurance Carriers	551
All Other Miscellaneous Schools and Instruction	550
Other Miscellaneous Durable Goods Merchant Wholesalers	501
Agents and Managers for Artists, Athletes, Entertainers, and Other Public Figures	428
Taxi and Ridesharing Services	407
Web Search Portals and All Other Information Services	379
Electronic Computer Manufacturing	368
Rooming and Boarding Houses, Dormitories, and Workers' Camps	317
Recreational and Vacation Camps (except Campgrounds)	278
Other Gambling Industries	223
Casinos (except Casino Hotels)	210
RV (Recreational Vehicle) Parks and Campgrounds	98
Following Industries	Transitions
Hotels (except Casino Hotels) and Motels	243,798
Colleges, Universities, and Professional Schools	12,169

Following Industries	Transitions
Full-Service Restaurants	10,445
Offices of Real Estate Agents and Brokers	5,202
Limited-Service Restaurants	4,794
General Medical and Surgical Hospitals	4,063
Commercial Banking	3,906
Elementary and Secondary Schools	3,683
All Other Professional, Scientific, and Technical Services	3,235
All Other Miscellaneous Retailers	3,207
Insurance Agencies and Brokerages	3,190
Clothing and Clothing Accessories Retailers	3,094
Offices of Physicians (except Mental Health Specialists)	3,007
Golf Courses and Country Clubs	2,945
Employment Placement Agencies	2,935
Administrative Management and General Management Consulting Services	2,918
Motion Picture and Video Production	2,762
Residential Property Managers	2,629
Custom Computer Programming Services	2,619
Software Publishers	2,615
Department Stores	2,418
Supermarkets and Other Grocery Retailers (except Convenience Retailers)	2,401
Convention and Trade Show Organizers	2,347
Other Activities Related to Real Estate	2,290
Fitness and Recreational Sports Centers	2,218
Office Administrative Services	2,137
All Other Traveler Accommodation	2,051

Following Industries	Transitions
Lessors of Residential Buildings and Dwellings	2,034
Casino Hotels	1,980
Other Management Consulting Services	1,974
Offices of Lawyers	1,802
Commercial and Institutional Building Construction	1,801
All Other Personal Services	1,787
Food Service Contractors	1,707
Computing Infrastructure Providers, Data Processing, Web Hosting, and Related Services	1,670
Computer Systems Design Services	1,652
Temporary Help Services	1,623
Engineering Services	1,545
Marketing Consulting Services	1,446
Offices of Certified Public Accountants	1,428
Other Computer Related Services	1,421
National Security	1,363
Assisted Living Facilities for the Elderly	1,358
Nonresidential Property Managers	1,346
Couriers and Express Delivery Services	1,341
Scheduled Passenger Air Transportation	1,304
Portfolio Management and Investment Advice	1,298
Lessors of Nonresidential Buildings (except Miniwarehouses)	1,297
Bed-and-Breakfast Inns	1,274
Travel Agencies	1,233
Warehouse Clubs and Supercenters	1,220
Financial Transactions Processing, Reserve, and Clearinghouse Activities	1,185

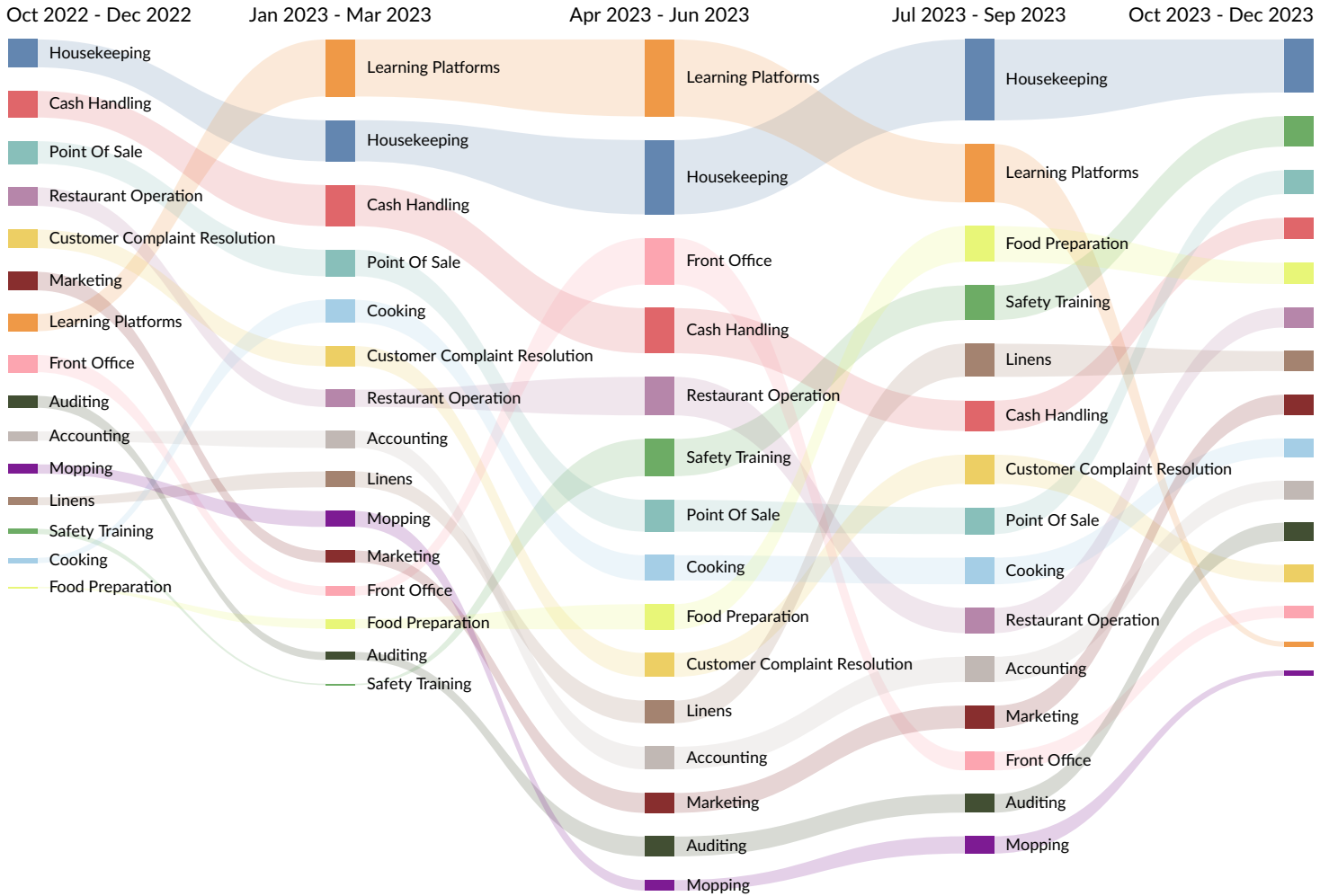
Following Industries	Transitions
Junior Colleges	1,156
Other General Government Support	1,143
Wireless Telecommunications Carriers (except Satellite)	1,125
Nursing Care Facilities (Skilled Nursing Facilities)	1,065
Direct Property and Casualty Insurance Carriers	1,037
Pharmacies and Drug Retailers	1,034
Home Health Care Services	1,022
Direct Health and Medical Insurance Carriers	1,012
Janitorial Services	996
Child Care Services	991
Electronics and Appliance Retailers	973
Advertising Agencies	966
New Multifamily Housing Construction (except For-Sale Builders)	939
Religious Organizations	900
Drinking Places (Alcoholic Beverages)	899
All Other Amusement and Recreation Industries	880
Other Individual and Family Services	875
Security Guards and Patrol Services	871
Electrical Contractors and Other Wiring Installation Contractors	853
Real Estate Credit	852
Payroll Services	837
Direct Life Insurance Carriers	820
All Other Support Services	816
Child and Youth Services	804
Plumbing, Heating, and Air-Conditioning Contractors	800

Following Industries	Transitions
Educational Support Services	792
Investment Banking and Securities Intermediation	779
Credit Unions	774
All Other Miscellaneous Ambulatory Health Care Services	770
Freight Transportation Arrangement	763
Sporting Goods Retailers	747
Hardware Retailers	744
All Other Specialty Trade Contractors	723
Automobile and Light Duty Motor Vehicle Manufacturing	701
New Single-Family Housing Construction (except For-Sale Builders)	697
Offices of All Other Miscellaneous Health Practitioners	693
Cosmetics, Beauty Supplies, and Perfume Retailers	691
Civic and Social Organizations	685
All Other Business Support Services	671
Gasoline Stations with Convenience Stores	670
All Other Miscellaneous Schools and Instruction	669
Other Accounting Services	665
Web Search Portals and All Other Information Services	597
Other Miscellaneous Durable Goods Merchant Wholesalers	583
Rooming and Boarding Houses, Dormitories, and Workers' Camps	303
Other Gambling Industries	253
Recreational and Vacation Camps (except Campgrounds)	200
RV (Recreational Vehicle) Parks and Campgrounds	114

What skills are they posting for?

Top 15 Skills for All Job Types by Quarter

Skills help us understand the direction an industry is headed.



Gross Regional Product (GRP)

\$225.8M

Earnings (2022)

\$147.0M

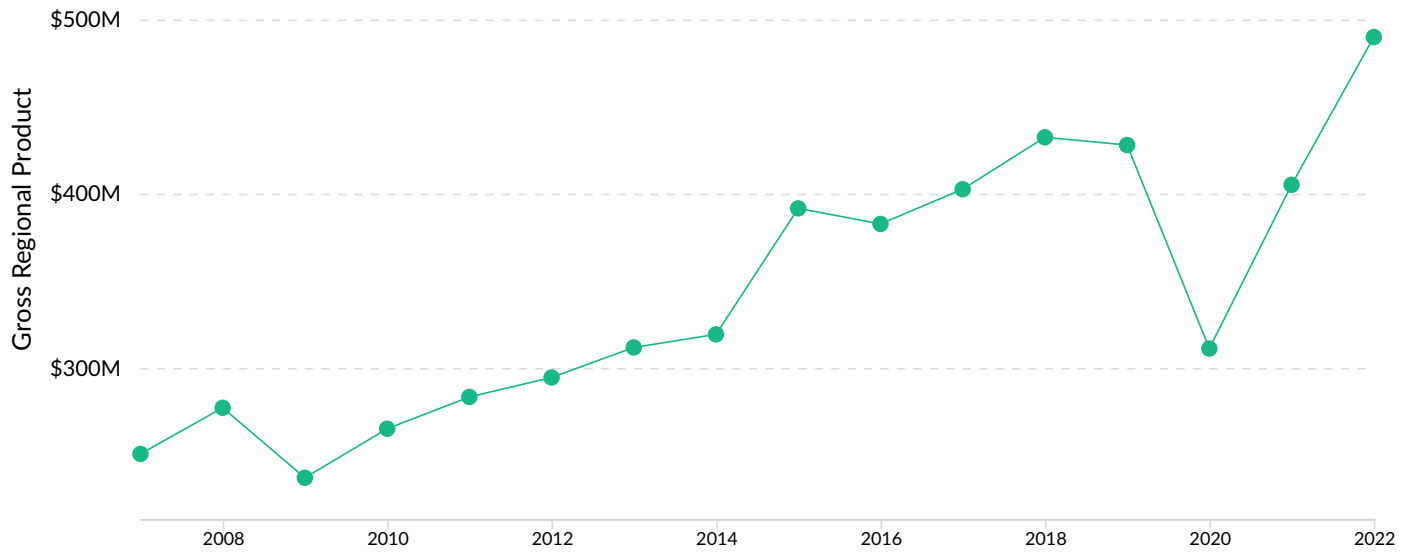
Property Income (2022)

\$117.1M

Taxes (2022)

\$489.9M

Total GRP (2022)



Industry Requirements

Purchases from	In-region Purchases	Imported Purchases	Total Purchases
Corporate, Subsidiary, and Regional Managing Offices	\$4,560,781	\$42,395,791	\$46,956,572
Temporary Help Services	\$3,972,807	\$3,038,538	\$7,011,345
Electric Power Distribution	\$3,371,116	\$2,524,038	\$5,895,155
Food Service Contractors	\$1,611,606	\$3,962,222	\$5,573,828
Snack and Nonalcoholic Beverage Bars	\$4,607,227	\$249,457	\$4,856,684

Appendix A (Geographies)

Code	Description	Code	Description
53001	Adams County, WA	53037	Kittitas County, WA
53003	Asotin County, WA	53039	Klickitat County, WA
53005	Benton County, WA	53043	Lincoln County, WA
53007	Chelan County, WA	53047	Okanogan County, WA
53013	Columbia County, WA	53051	Pend Oreille County, WA
53017	Douglas County, WA	53065	Stevens County, WA
53019	Ferry County, WA	53071	Walla Walla County, WA
53021	Franklin County, WA	53075	Whitman County, WA
53023	Garfield County, WA	53077	Yakima County, WA
53025	Grant County, WA		