

Accommodation in Seattle Zips

2055 L Street, NW
Washington, D.C., District of Columbia 20036

Contents

What is Lightcast Data?	1
Report Parameters	2
Workforce Map	3
Executive Summary	4
Supply (Jobs)	5
Demographic Details	6
Demand	7
What skills are they posting for?	17
Appendix A (Geographies)	18

What is Lightcast Data?

Lightcast data is a hybrid dataset derived from official government sources such as the US Census Bureau, Bureau of Economic Analysis, and Bureau of Labor Statistics. Leveraging the unique strengths of each source, our data modeling team creates an authoritative dataset that captures more than 99% of all workers in the United States. This core offering is then enriched with data from online social profiles, resumés, and job postings to give you a complete view of the workforce.

Lightcast data is frequently cited in major publications such as *The Atlantic*, *Forbes*, *Harvard Business Review*, *The New York Times*, *The Wall Street Journal*, and *USA Today*.

 The Atlantic Forbes Harvard Business Review The New York Times WSJ USA TODAY

Report Parameters

1 Industry

721 Accommodation

59 ZIPs

98101 Seattle, WA (in King county)

98102 Seattle, WA (in King county)

98103 Seattle, WA (in King county)

98104 Seattle, WA (in King county)

98105 Seattle, WA (in King county)

98106 Seattle, WA (in King county)

98107 Seattle, WA (in King county)

98108 Seattle, WA (in King county)

98109 Seattle, WA (in King county)

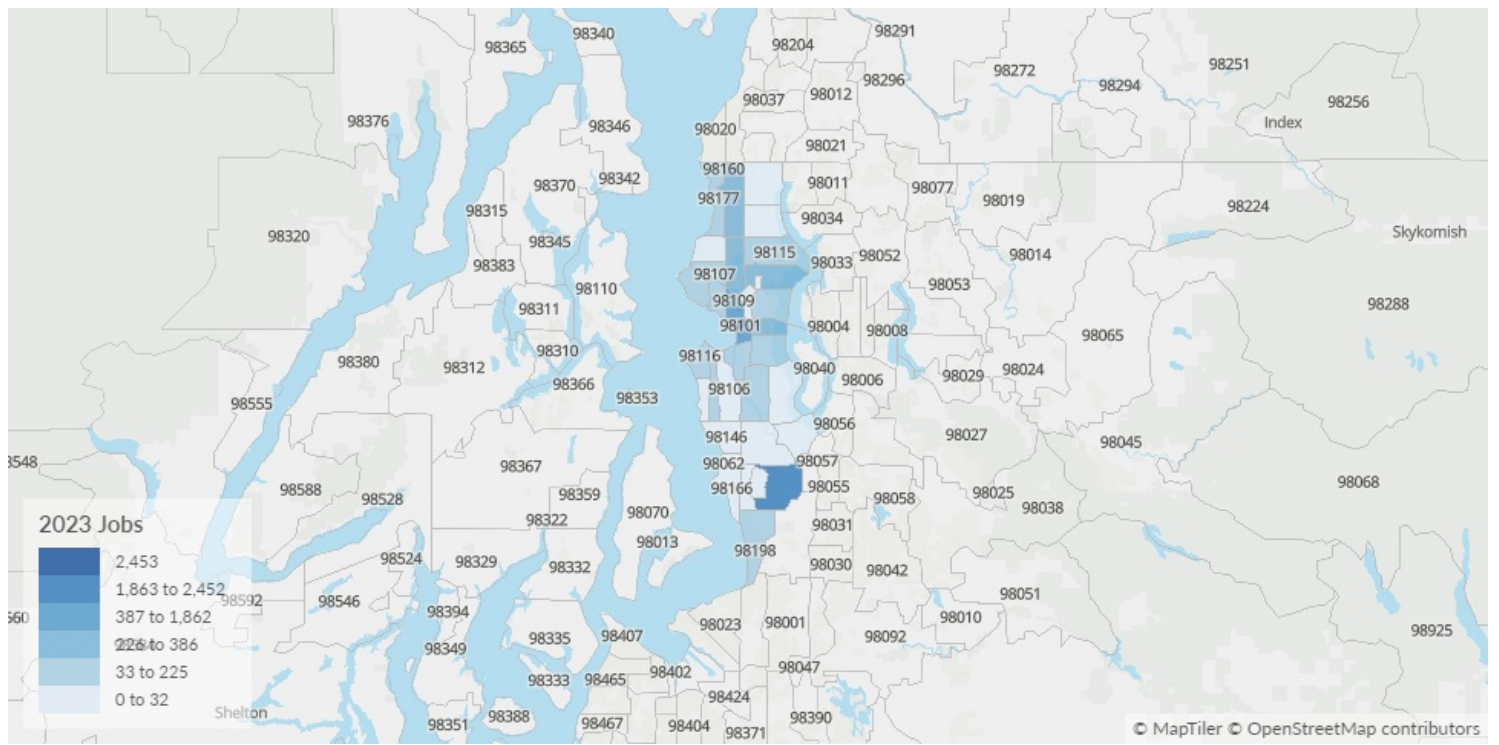
See Appendix A for all 59 ZIPs

Class of Worker

QCEW Employees

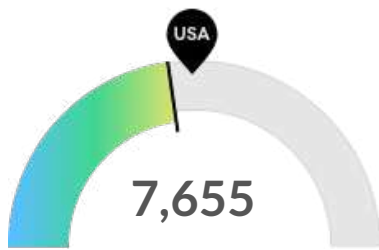
The information in this report pertains to the chosen industry and geographical areas.

Workforce Map



Executive Summary

Unknown Hiring Competition Over a Thin Supply of Regional Talent



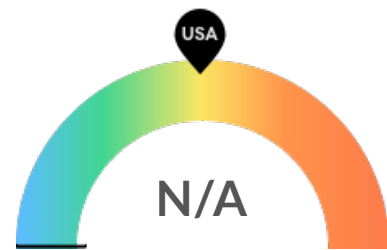
Supply (Jobs)

Your area is not a hotspot for this kind of talent. The national average for an area this size is 8,757* employees, while there are 7,655 here.



Earnings Per Job

Earnings per job are above the national average. The national average salary for Accommodation in an area this size is \$47,181, while in your area it is \$60,050. Earnings per jobs is the total industry earnings divided by the number of jobs in the industry.



Demand (Job Postings)

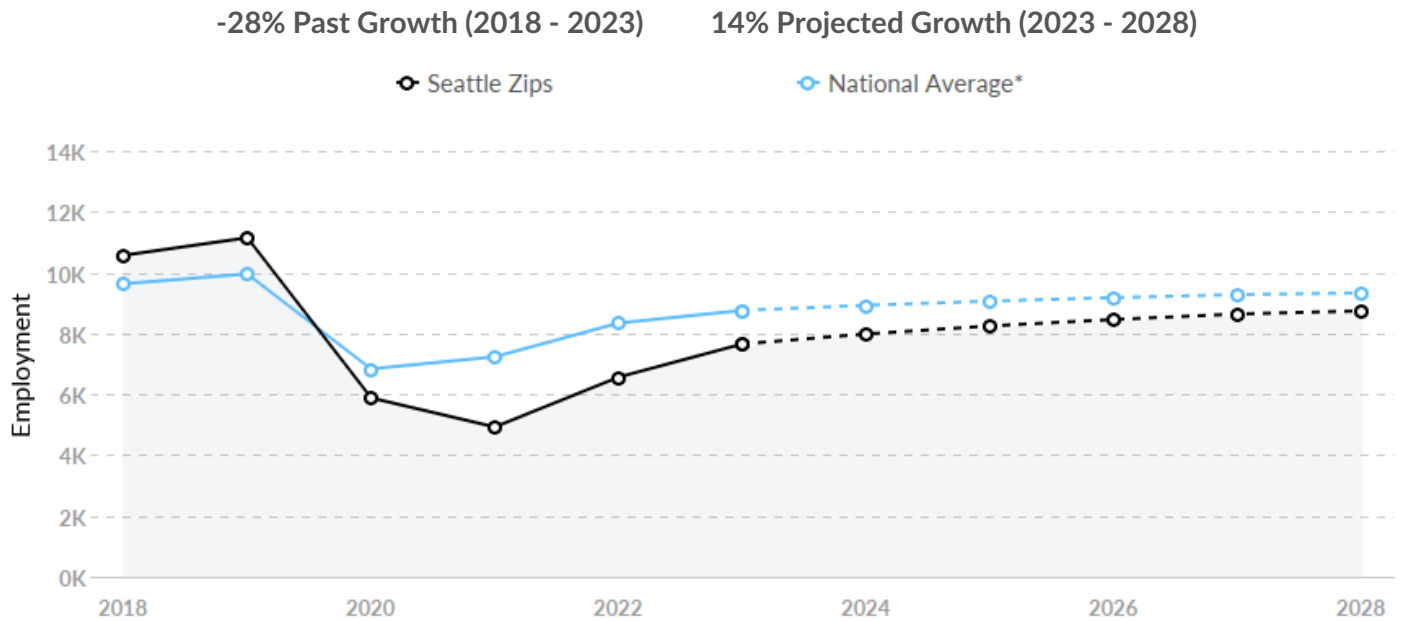
Job postings analysis is not available for ZIP codes. Please select county level or higher to unlock this section.

*National average values are derived by taking the national value for Accommodation and scaling it down to account for the difference in overall workforce size between the nation and your area. In other words, the values represent the national average adjusted for region size.

Supply (Jobs)

Supply Is Lower Than the National Average

The regional vs. national average employment helps you understand if the supply of Accommodation is a strength or weakness for your area, and how it is changing relative to the nation. An average area of this size would have 8,757* employees, while there are 7,655 here. This lower than expected supply may make it more difficult to find candidates. The gap between expected and actual employment is projected to narrow over the next 5 years.



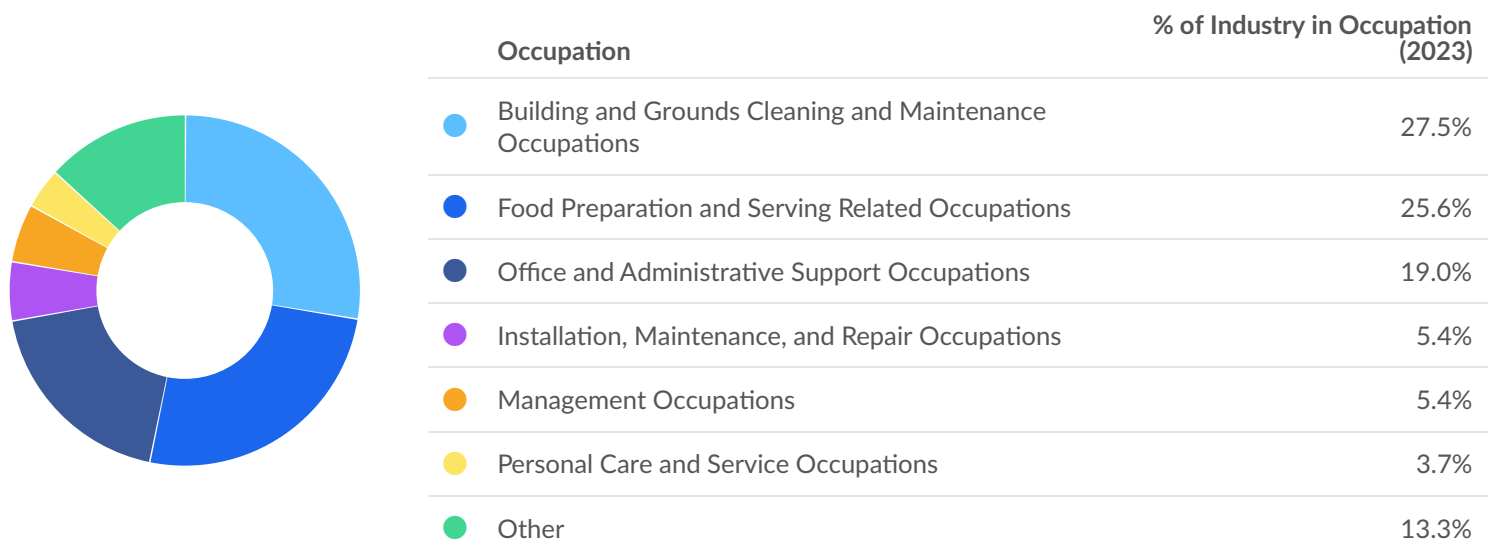
*National average values are derived by taking the national value for Accommodation and scaling it down to account for the difference in overall workforce size between the nation and your area. In other words, the values represent the national average adjusted for region size.

Unemployment Rate Trends

Unemployment data is not available for ZIP.

Demographic Details

Most Jobs are Found in the Building and Grounds Cleaning and Maintenance Occupations Industry Sector



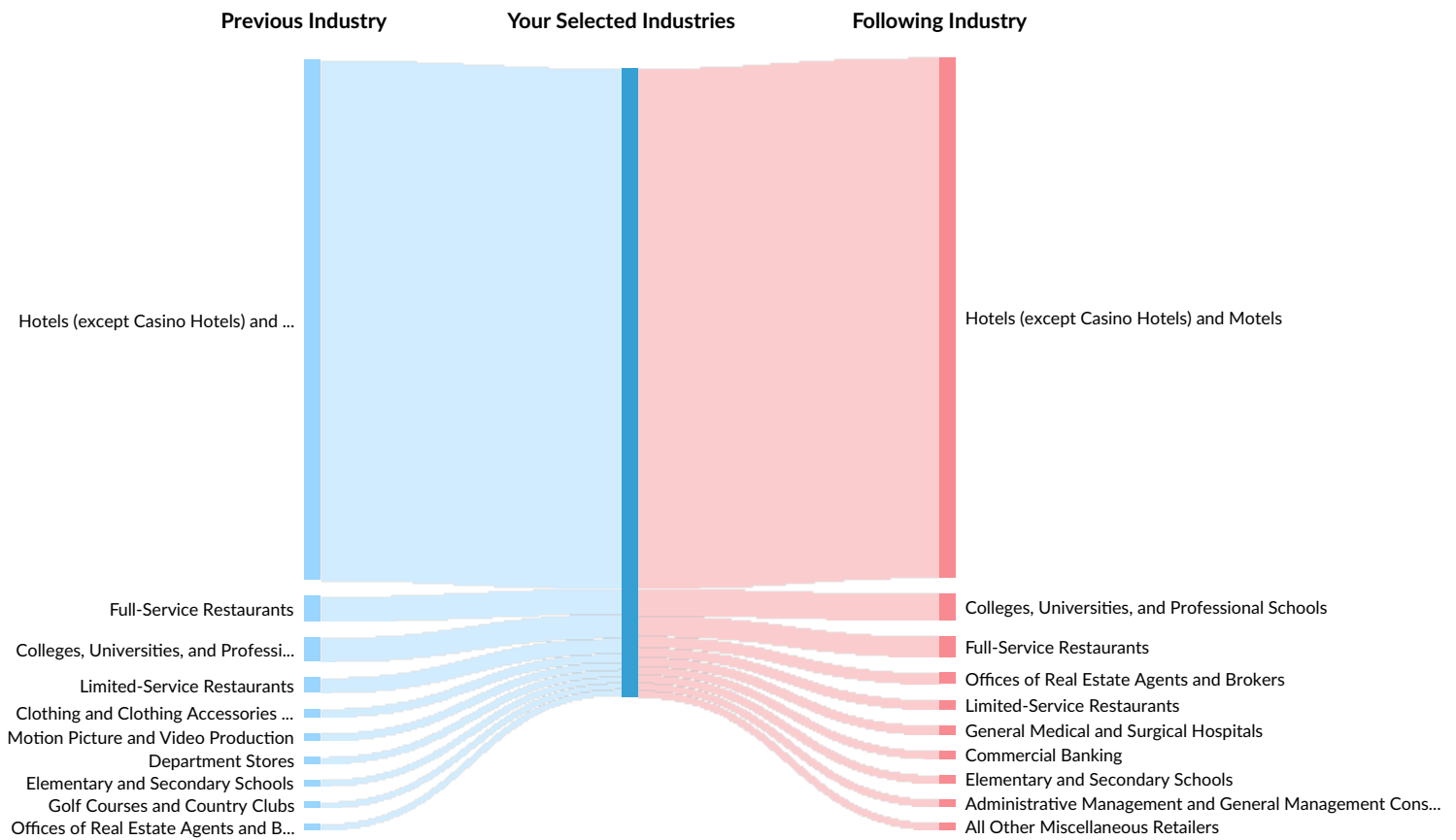
Demand

Industry Gain and Drain

The table below analyzes the profiles of current and past people in your selected industries. The left column shows job transitions from other industries to your selected industries. The right column shows job transitions from your selected industries to other industries.

Please note, results are only available at the national level and the 6-digit NAICS level. Also your selection has been limited to 100 industries.

The following represents the job transitions of employees in your selected industries in the United States:



Previous Industries	Transitions
Hotels (except Casino Hotels) and Motels	217,666
Full-Service Restaurants	10,614
Colleges, Universities, and Professional Schools	10,069

Previous Industries	Transitions
Limited-Service Restaurants	6,337
Clothing and Clothing Accessories Retailers	3,578
Motion Picture and Video Production	3,196
Department Stores	2,908
Elementary and Secondary Schools	2,614
Golf Courses and Country Clubs	2,541
Offices of Real Estate Agents and Brokers	2,520
Supermarkets and Other Grocery Retailers (except Convenience Retailers)	2,512
Fitness and Recreational Sports Centers	2,424
Commercial Banking	2,071
Administrative Management and General Management Consulting Services	2,005
General Medical and Surgical Hospitals	1,973
All Other Professional, Scientific, and Technical Services	1,874
All Other Miscellaneous Retailers	1,825
Office Administrative Services	1,800
Convention and Trade Show Organizers	1,792
Casino Hotels	1,771
National Security	1,669
Insurance Agencies and Brokerages	1,646
Residential Property Managers	1,608
Employment Placement Agencies	1,602
Offices of Physicians (except Mental Health Specialists)	1,491
Custom Computer Programming Services	1,471
Bed-and-Breakfast Inns	1,421
Food Service Contractors	1,399

Previous Industries	Transitions
Other Management Consulting Services	1,394
Other Activities Related to Real Estate	1,382
All Other Traveler Accommodation	1,346
Software Publishers	1,317
Computer Systems Design Services	1,251
All Other Personal Services	1,224
Lessors of Residential Buildings and Dwellings	1,214
Commercial and Institutional Building Construction	1,211
Warehouse Clubs and Supercenters	1,151
Child Care Services	1,149
Offices of Lawyers	1,041
New Housing For-Sale Builders	1,014
Drinking Places (Alcoholic Beverages)	1,002
Amusement and Theme Parks	976
Junior Colleges	939
Couriers and Express Delivery Services	927
Temporary Help Services	906
Computing Infrastructure Providers, Data Processing, Web Hosting, and Related Services	904
Assisted Living Facilities for the Elderly	890
Nonresidential Property Managers	888
Offices of Certified Public Accountants	883
Wireless Telecommunications Carriers (except Satellite)	868
Marketing Consulting Services	865
Scheduled Passenger Air Transportation	838
Child and Youth Services	822

Previous Industries	Transitions
Lessors of Nonresidential Buildings (except Miniwarehouses)	810
Engineering Services	799
Electronics and Appliance Retailers	796
Pharmacies and Drug Retailers	783
Sporting Goods Retailers	767
Other Computer Related Services	763
All Other Amusement and Recreation Industries	755
Other General Government Support	724
Cosmetics, Beauty Supplies, and Perfume Retailers	714
Security Guards and Patrol Services	708
Hardware Retailers	706
Nursing Care Facilities (Skilled Nursing Facilities)	706
Travel Agencies	692
Snack and Nonalcoholic Beverage Bars	687
Religious Organizations	670
Advertising Agencies	667
Portfolio Management and Investment Advice	664
Home Health Care Services	662
Janitorial Services	654
Skiing Facilities	623
All Other General Merchandise Retailers	587
Financial Transactions Processing, Reserve, and Clearinghouse Activities	569
Beauty Salons	564
Educational Support Services	560
Civic and Social Organizations	558

Previous Industries	Transitions
Gasoline Stations with Convenience Stores	541
Caterers	541
Electrical Contractors and Other Wiring Installation Contractors	534
New Single-Family Housing Construction (except For-Sale Builders)	534
Direct Property and Casualty Insurance Carriers	512
All Other Support Services	511
All Other Miscellaneous Schools and Instruction	510
Convenience Retailers	503
Direct Health and Medical Insurance Carriers	501
Other Individual and Family Services	488
Other Personal Care Services	458
Gift, Novelty, and Souvenir Retailers	457
All Other Home Furnishings Retailers	446
Taxi and Ridesharing Services	352
Web Search Portals and All Other Information Services	343
Agents and Managers for Artists, Athletes, Entertainers, and Other Public Figures	336
Electronic Computer Manufacturing	325
Rooming and Boarding Houses, Dormitories, and Workers' Camps	312
Recreational and Vacation Camps (except Campgrounds)	268
Other Gambling Industries	201
Casinos (except Casino Hotels)	188
RV (Recreational Vehicle) Parks and Campgrounds	85

Following Industries	Transitions
Hotels (except Casino Hotels) and Motels	217,666
Colleges, Universities, and Professional Schools	11,227
Full-Service Restaurants	8,567
Offices of Real Estate Agents and Brokers	4,727
Limited-Service Restaurants	4,050
General Medical and Surgical Hospitals	3,882
Commercial Banking	3,445
Elementary and Secondary Schools	3,443
Administrative Management and General Management Consulting Services	3,167
All Other Miscellaneous Retailers	3,054
Insurance Agencies and Brokerages	2,922
Offices of Physicians (except Mental Health Specialists)	2,760
All Other Professional, Scientific, and Technical Services	2,723
Golf Courses and Country Clubs	2,601
Employment Placement Agencies	2,581
Clothing and Clothing Accessories Retailers	2,516
Motion Picture and Video Production	2,419
Custom Computer Programming Services	2,347
Software Publishers	2,277
Residential Property Managers	2,202
Other Activities Related to Real Estate	2,102
Department Stores	2,010
Supermarkets and Other Grocery Retailers (except Convenience Retailers)	2,008
Convention and Trade Show Organizers	1,904
Fitness and Recreational Sports Centers	1,878

Following Industries	Transitions
Office Administrative Services	1,842
Lessors of Residential Buildings and Dwellings	1,790
Casino Hotels	1,766
Other Management Consulting Services	1,766
Offices of Lawyers	1,715
Computer Systems Design Services	1,666
All Other Traveler Accommodation	1,645
Food Service Contractors	1,619
All Other Personal Services	1,555
Commercial and Institutional Building Construction	1,550
Computing Infrastructure Providers, Data Processing, Web Hosting, and Related Services	1,438
Engineering Services	1,408
Temporary Help Services	1,359
National Security	1,349
Portfolio Management and Investment Advice	1,276
Offices of Certified Public Accountants	1,260
Other Computer Related Services	1,245
Marketing Consulting Services	1,238
Lessors of Nonresidential Buildings (except Miniwarehouses)	1,225
Scheduled Passenger Air Transportation	1,221
Assisted Living Facilities for the Elderly	1,199
Nonresidential Property Managers	1,198
Couriers and Express Delivery Services	1,142
Warehouse Clubs and Supercenters	1,131
Child Care Services	1,125

Following Industries	Transitions
Other General Government Support	1,118
Bed-and-Breakfast Inns	1,066
Junior Colleges	1,047
Financial Transactions Processing, Reserve, and Clearinghouse Activities	1,012
Travel Agencies	978
Direct Property and Casualty Insurance Carriers	945
Nursing Care Facilities (Skilled Nursing Facilities)	945
Wireless Telecommunications Carriers (except Satellite)	942
Direct Health and Medical Insurance Carriers	919
Home Health Care Services	912
Pharmacies and Drug Retailers	911
Janitorial Services	889
Drinking Places (Alcoholic Beverages)	875
Advertising Agencies	841
New Multifamily Housing Construction (except For-Sale Builders)	804
Religious Organizations	780
Payroll Services	767
All Other Amusement and Recreation Industries	764
Other Individual and Family Services	764
Security Guards and Patrol Services	763
Electronics and Appliance Retailers	758
All Other Miscellaneous Ambulatory Health Care Services	745
Real Estate Credit	738
Sporting Goods Retailers	732
All Other Support Services	732

Following Industries	Transitions
Plumbing, Heating, and Air-Conditioning Contractors	726
Electrical Contractors and Other Wiring Installation Contractors	723
Educational Support Services	719
New Single-Family Housing Construction (except For-Sale Builders)	715
Direct Life Insurance Carriers	712
Child and Youth Services	695
Credit Unions	690
Freight Transportation Arrangement	675
Hardware Retailers	669
All Other Miscellaneous Schools and Instruction	664
Periodical Publishers	662
Investment Banking and Securities Intermediation	641
Offices of Dentists	640
All Other Specialty Trade Contractors	628
Automobile and Light Duty Motor Vehicle Manufacturing	624
Civic and Social Organizations	604
Gasoline Stations with Convenience Stores	595
All Other Business Support Services	594
Offices of All Other Miscellaneous Health Practitioners	586
Other Accounting Services	577
Cosmetics, Beauty Supplies, and Perfume Retailers	546
Web Search Portals and All Other Information Services	501
Rooming and Boarding Houses, Dormitories, and Workers' Camps	292
Recreational and Vacation Camps (except Campgrounds)	190

Following Industries**Transitions**

RV (Recreational Vehicle) Parks and Campgrounds

107

What skills are they posting for?

Gross Regional Product (GRP)

\$502.3M

Earnings (2023)

\$444.1M

Property Income
(2023)

\$277.3M

Taxes (2023)

\$1.2B

Total GRP (2023)

GRP data for ZIP regions is only available for the following years: 2022 and 2023.

Industry Requirements

Purchases from	In-region Purchases	Imported Purchases	Total Purchases
Corporate, Subsidiary, and Regional Managing Offices	\$69,479,710	\$36,505,395	\$105,985,104
Investment Banking and Securities Intermediation	\$6,677,806	\$16,527,841	\$23,205,648
Media Streaming Distribution Services, Social Networks, and Other Media Networks and Content Providers	\$7,052,384	\$11,007,310	\$18,059,693
Commercial Banking	\$5,839,510	\$11,742,214	\$17,581,724
Portfolio Management and Investment Advice	\$7,692,621	\$8,785,886	\$16,478,507

Appendix A (Geographies)

Code	Description
98101	Seattle, WA (in King county)
98102	Seattle, WA (in King county)
98103	Seattle, WA (in King county)
98104	Seattle, WA (in King county)
98105	Seattle, WA (in King county)
98106	Seattle, WA (in King county)
98107	Seattle, WA (in King county)
98108	Seattle, WA (in King county)
98109	Seattle, WA (in King county)
98111	Seattle, WA (in King county)
98112	Seattle, WA (in King county)
98113	Seattle, WA (in King county)

Code	Description
98114	Seattle, WA (in King county)
98115	Seattle, WA (in King county)
98116	Seattle, WA (in King county)
98117	Seattle, WA (in King county)
98118	Seattle, WA (in King county)
98119	Seattle, WA (in King county)
98121	Seattle, WA (in King county)
98122	Seattle, WA (in King county)
98124	Seattle, WA (in King county)
98125	Seattle, WA (in King county)
98126	Seattle, WA (in King county)
98127	Seattle, WA (in King county)

Code	Description
98129	Seattle, WA (in King county)
98131	Seattle, WA (in King county)
98133	Seattle, WA (in King county)
98134	Seattle, WA (in King county)
98136	Seattle, WA (in King county)
98138	Seattle, WA (in King county)
98139	Seattle, WA (in King county)
98141	Seattle, WA (in King county)
98144	Seattle, WA (in King county)
98145	Seattle, WA (in King county)
98146	Seattle, WA (in King county)
98148	Seattle, WA (in King county)

Code	Description
98154	Seattle, WA (in King county)
98155	Seattle, WA (in King county)
98158	Seattle, WA (in King county)
98160	Seattle, WA (in King county)
98161	Seattle, WA (in King county)
98164	Seattle, WA (in King county)
98165	Seattle, WA (in King county)
98166	Seattle, WA (in King county)
98168	Seattle, WA (in King county)
98170	Seattle, WA (in King county)
98174	Seattle, WA (in King county)
98175	Seattle, WA (in King county)

Code	Description
98177	Seattle, WA (in King county)
98178	Seattle, WA (in King county)
98181	Seattle, WA (in King county)
98185	Seattle, WA (in King county)
98188	Seattle, WA (in King county)
98190	Seattle, WA (in King county)

Code	Description
98191	Seattle, WA (in King county)
98194	Seattle, WA (in King county)
98195	Seattle, WA (in King county)
98198	Seattle, WA (in King county)
98199	Seattle, WA (in King county)